



### District Report Card: 2017


<b>State:</b> Chhattisgarh	<b>District:</b> Korba
<b>Class:</b> 3	<b>Subject:</b> Language
<b>Schools:</b> 61	<b>Students:</b> 793


### Participation/Coverage


#### Students

<b>GENDER</b> 	Boys		Girls	
	Number	%	Number	%
	405	51.07	388	48.93

<b>AREA</b> 	Rural		Urban	
	Number	%	Number	%
	658	82.98	135	17.02

<b>CATEGORY</b> 	SC		ST		OBC		GEN	
	Number	%	Number	%	Number	%	Number	%
	120	15.13	380	47.92	286	36.07	7	0.88

<b>CWSN</b> 	LD	VI	HI	S&LD	ID	Oth
	0	1	0	2	1	0

<b>Management</b> 	Government		Government-aided	
	Number	%	Number	%
	793	100.00	0	0.00

### Average Performance of Students in Language (%)

Overall	Gender		Area		Management		Social Group			
	Male	Female	Rural	Urban	Govt.	Aided	SC	ST	OBC	GEN
65.98	64.35	67.68	67.99	56.15	65.98	0.00	71.94	65.63	64.48	43.81

## Performance on Learning Outcomes (LOs)

Learning Outcomes	Description	Average Performance(%)
L304	Reads small texts with comprehension i.e., identifies main ideas, details, sequence and draws conclusions	67.68
L312	Reads printed scripts on the classroom walls: poems, posters, charts etc.	62.57

Range of Performance of Students who Answered Correctly							
Below 30%		30% - 50%		50% - 75%		Above 75%	
Number	%	Number	%	Number	%	Number	%
49	6.18	151	19.04	293	36.95	300	37.83

## Lowest Performing Learning Outcomes (LOs)

1 - Reads printed scripts on the classroom walls: poems, posters, charts etc. (62.57)

2 - Reads small texts with comprehension i.e., identifies main ideas, details, sequence and draws conclusions (67.68)